

**Living of the Water...not just a matter
of opinion!**

**Presentation for the Fisheries Resource
Conservation Council**

September, 2006

Prepared by

Gulf NS Bonafide Fishermen's Association

**Our understanding of the FRCC's 1995
Lobster Report!**

**“The FRCC should identify the problems -
industry should find the solutions.”**

**(FRCC, A Conservation Framework for
Atlantic Lobsters; 1995)**

What was identified for industry to work with?

Seven recommendations...

A new framework for managing the fishery, with a focus on conservation measures, principles and objectives

LPAs – Lobster Production Areas

Improve stock structure of the lobster

Increase egg production

Reduce exploitation rates

**Work within the current management
measures to ensure effectiveness**

**Improvement to DFO internal
structures for enforcement, science,
education and communication**

Where did we go from there?

In 1998, the GNSBFA became
Incorporated

- **Based upon our founding goal of representing the members of the Association in the unification, solidarity and welfare of all fishermen in the fishing industry.**

**Today, the GNSBFA is the largest
multi species accredited organization
in Gulf NS**

Our objectives are simple...

**We try to promote and secure beneficial
legislation for fishermen;**

**Provide fishermen in the organization with
fisheries related services;**

**Coordinating or affiliating with other
organizations that have similar objectives
to GNSBFA**

Our objectives are simple...

**Encourage practical conservation measures
among fish harvesters to ensure rational
exploitation of the fishery and revival of its
resources;**

**Advocate a high level of collective living
through studying socio-economic
challenges affecting the lives of fishermen,
their families, and the communities;**

Our motto is...

**“A sustainable fishery is key to a
healthy fishery”**

Our Membership

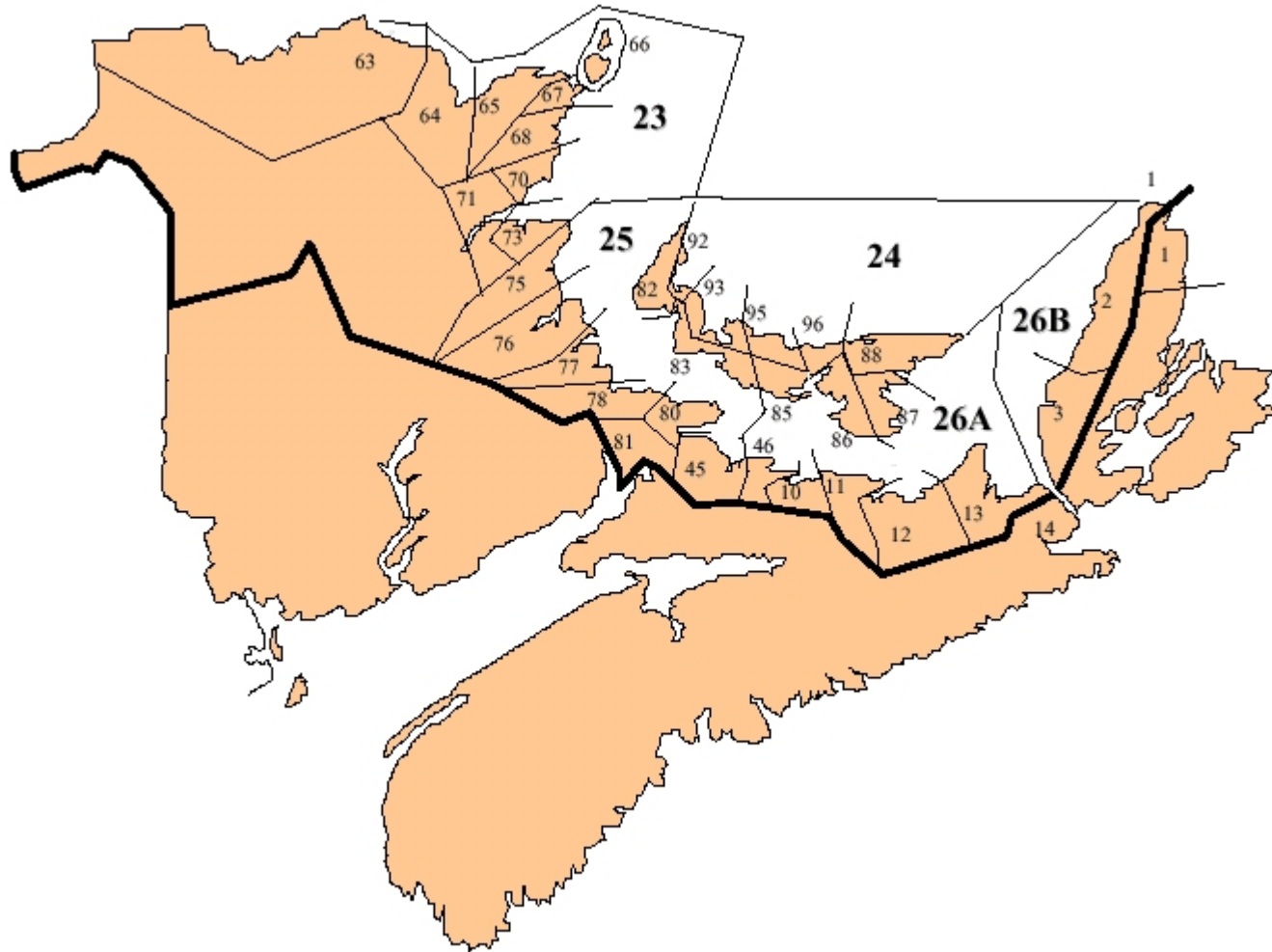
**The GNSBFA represents Core harvesters
only within Gulf NS**

**Membership consist mainly from the
central part of LFA 26A. Although
membership is growing steadily in the
other LFA.**

Gulf NS Lobster Fishery

Since incorporation, the Association has been working steadily to secure, maintain and increase, in some areas, a viable lobster fishery for all harvesters.

Statistical Districts



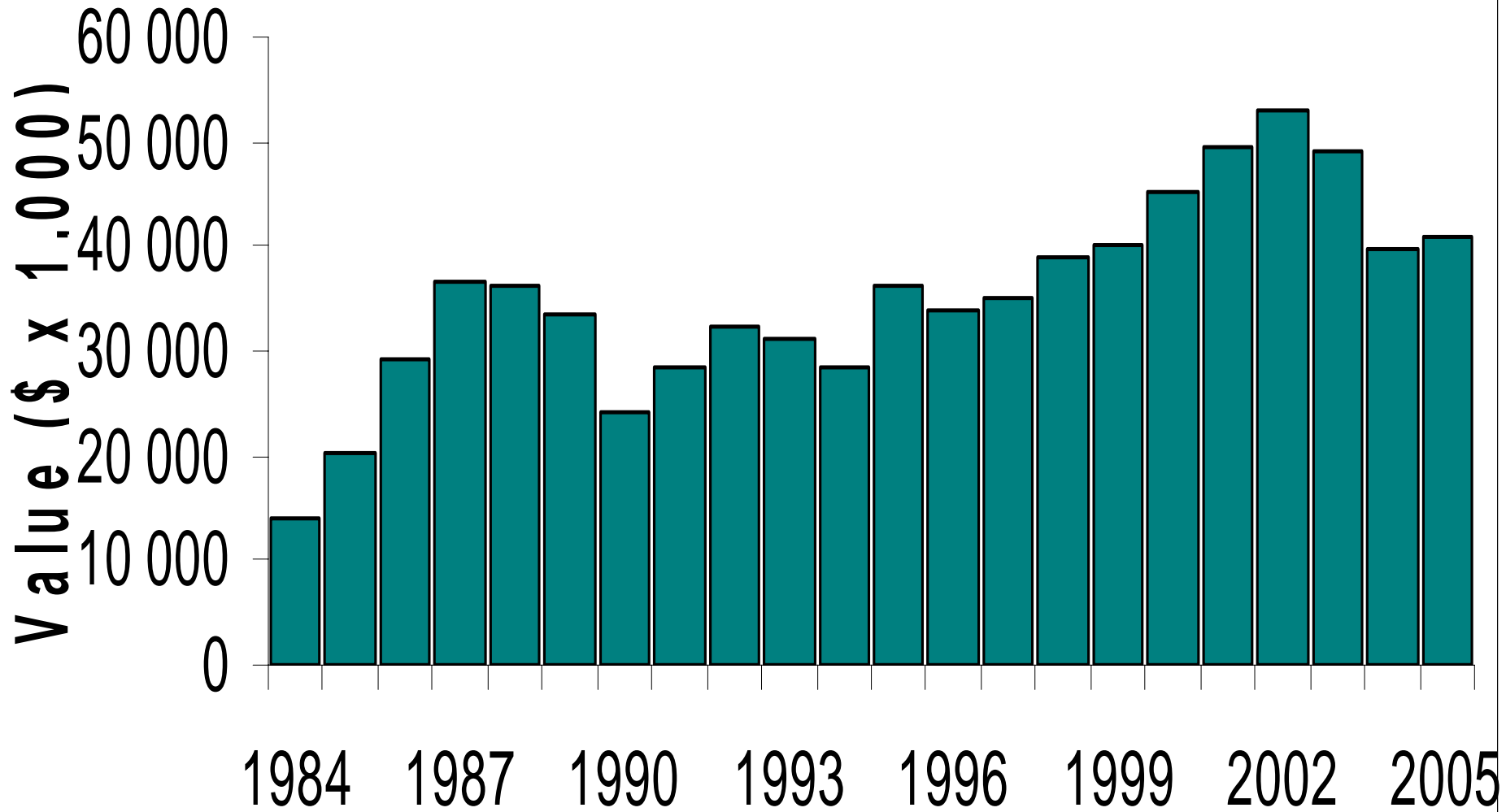
Gulf Region, 1984-2005p

	zone 23	zone 24	zone 25	zone 26A	zone 26B	Zone 27 (dist. 1)	Total
Volume (t.m.)							
1984	2 230	2 955	4 427	3 419	883	81	13 995
1985	2 026	2 701	6 322	3 944	935	91	16 019
1986	2 478	3 114	5 794	5 726	1 134	103	18 349
1987	3 009	3 278	5 758	6 194	1 049	83	19 371
1988	3 113	3 698	5 463	6 691	1 192	111	20 268
1989	4 528	3 710	5 877	6 284	1 130	108	21 637
1990	4 507	4 592	5 355	6 363	1 281	117	22 215
1991	4 186	5 109	4 770	5 844	1 543	123	21 575
1992	4 264	4 605	4 585	4 594	1 411	107	19 566
1993	4 485	4 732	4 087	4 718	1 455	106	19 583
1994	4 111	4 830	4 569	3 480	1 110	113	18 213
1995	4 048	5 078	4 340	3 502	1 142	107	18 217
1996	3 763	4 596	4 217	3 688	1 115	97	17 476
1997	3 548	4 837	3 862	3 472	1 078	105	16 902
1998	3 724	5 044	4 144	3 933	1 111	88	18 044
1999	3 751	5 077	3 950	3 554	1 068	91	17 491
2000	3 808	5 198	3 573	3 992	1 110	106	17 787
2001	3 594	5 436	3 499	3 856	1 180	105	17 668
2002	3 344	5 441	3 375	4 271	1 209	102	17 741
2003	3 295	5 919	2 694	3 907	1 095	119	17 028
2004	3 034	6 338	2 420	3 392	1 052	115	16 351
2005	2 660	5 697	2 275	3 120	1 116	123	14 991

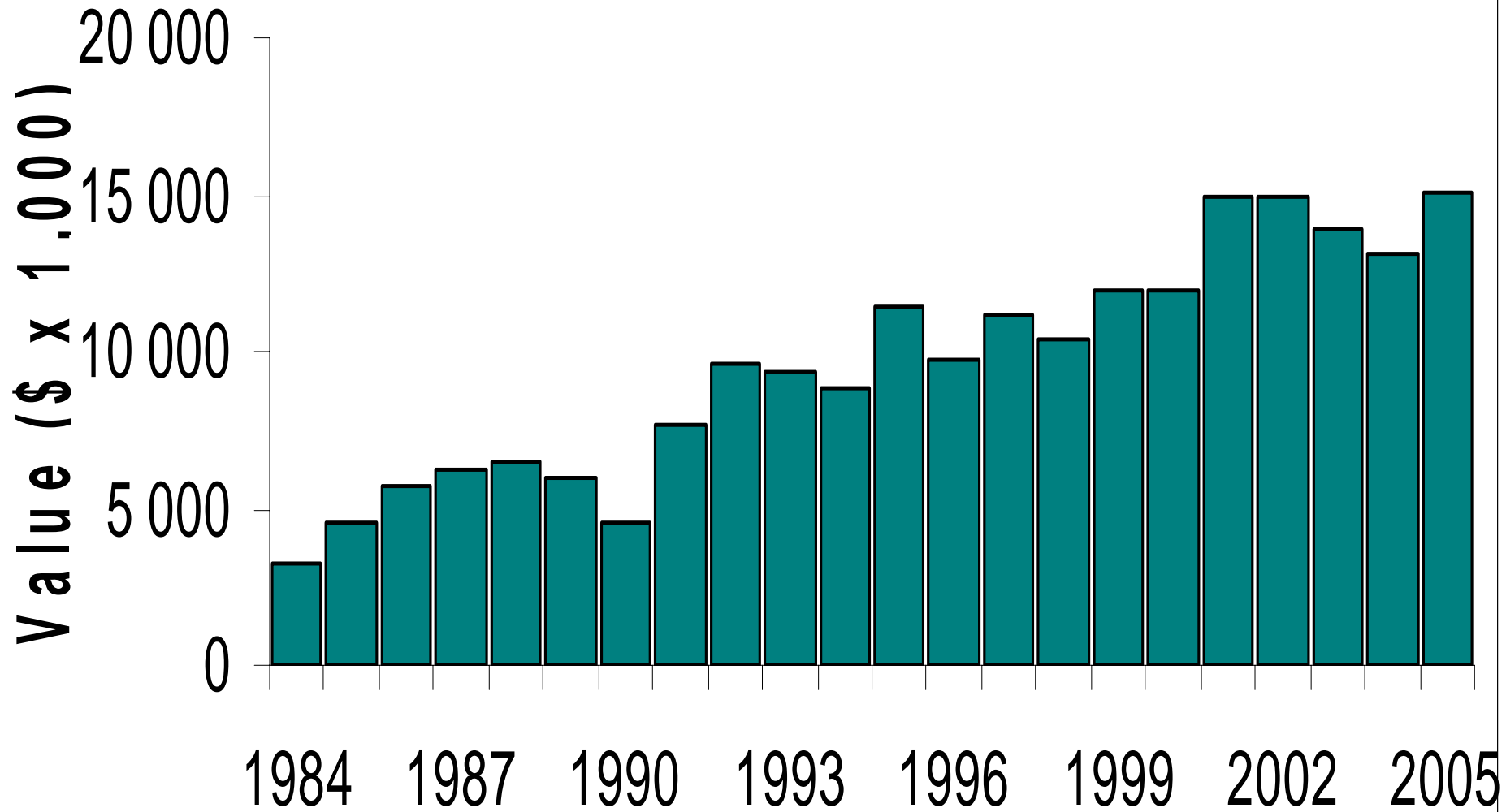
Value (000\$)	23	24	25	26A	26B	27	Total
1984	8 315	10 900	17 083	13 949	3 293	351	53 891
1985	8 964	11 809	27 278	20 257	4 579	524	73 411
1986	12 161	14 424	24 323	29 292	5 652	564	86 416
1987	16 493	16 656	29 468	36 726	6 194	526	106 063
1988	17 448	18 409	29 907	36 303	6 493	667	109 227
1989	23 997	18 316	23 278	33 449	6 030	597	105 667
1990	16 139	15 387	20 341	23 978	4 588	515	80 948
1997	31 335	43 733	31 133	34 886	11 152	1 087	153 326
1998	34 569	48 189	35 326	39 092	10 426	802	168 404
1999	38 442	52 240	44 283	40 314	11 908	1 035	188 222
2000	38 270	55 218	34 441	45 231	11 929	1 190	186 280
2001	41 303	65 014	37 267	49 327	14 922	1 364	209 197
2002	40 685	61 783	34 502	53 104	14 914	1 331	206 320
2003	37 540	70 655	29 883	49 183	13 911	1 523	202 695
2004	31 618	66 567	26 158	39 776	13 146	1 450	178 715
2005	33 328	69 389	26 579	40 931	15 048	1 665	186 940

Volume (mt)	Zone 26A	Zone 26B	Total
1984	3 419	883	4 302
1985	3 944	935	4 879
1986	5 726	1 134	6 860
1987	6 194	1 049	7 243
1988	6 691	1 192	7 883
1989	6 284	1 130	7 414
1990	6 363	1 281	7 644
1991	5 844	1 543	7 387
1992	4 594	1 411	6 005
1993	4 718	1 455	6 173
1994	3 480	1 110	4 590
1995	3 502	1 142	4 644
1996	3 688	1 115	4 803
1997	3 472	1 078	4 550
1998	3 933	1 111	5 044
1999	3 554	1 068	4 622
2000	3 992	1 110	5 102
2001	3 856	1 180	5 036
2002	4 271	1 209	5 480
2003	3 907	1 095	5 001
2004	3 392	1 052	4 444
2005	3 120	1 116	4 236

LFA 26A



LFA 26B



Lobster Projects...

- **Female lobster maturity study.**

This establishes the size at onset of sexual maturity (SOM) which is often use for defining the minimum legal size (MLS) of lobster to be rretained in the commercial fishery.

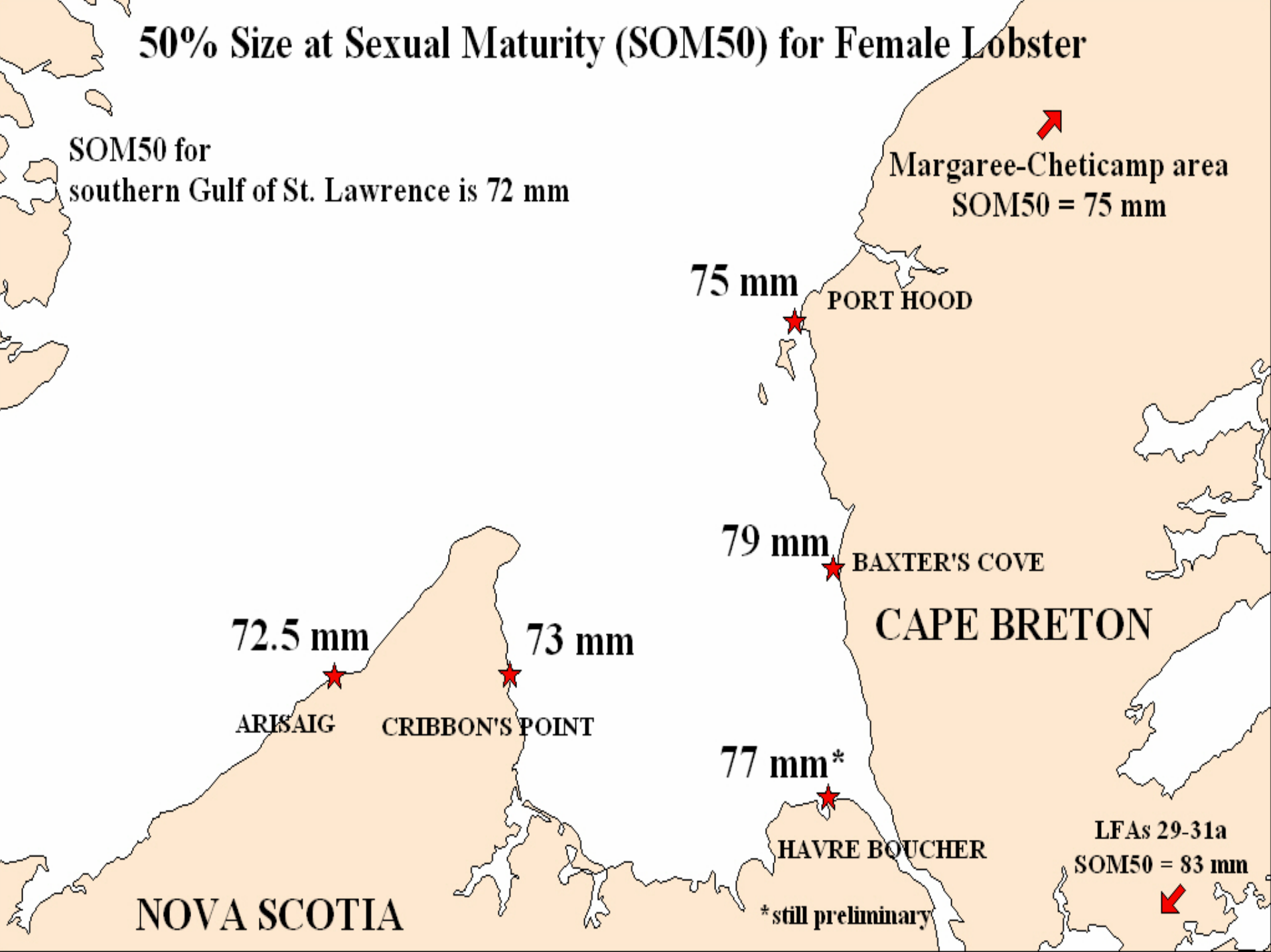
Fully funded by the

Lobster Projects...

- **Data collection was carried out by at sea samplers (DFO personnel and GNSBFA's students) and female lobster samples were brought to the laboratory in Moncton for examinations and dissections.**

50% Size at Sexual Maturity (SOM50) for Female Lobster

SOM50 for southern Gulf of St. Lawrence is 72 mm



Margaree-Cheticamp area
SOM50 = 75 mm

75 mm
PORT HOOD

79 mm
BAXTER'S COVE

CAPE BRETON

72.5 mm
ARISAIG

73 mm
CRIBBON'S POINT

77 mm*
HAVRE BOUCHER

LFAs 29-31a
SOM50 = 83 mm

NOVA SCOTIA

*still preliminary

In 1999, the GNSBFA partnered with St. F.X. University, and others to create Social Research for Sustainable Fisheries (SRSF) and thru this partnership completed a two year (2000/01) study on white hake predation on juvenile lobsters in St. Georges Bay

A total of 3452 stomach contents were collected and analyzed

- **3 sites were used in the early fall of each year**

- **Fish were caught using gillnets**

- **While very few lobsters were found in**

White Hake, lobster were found in shorthorn sculpin and cod

A lobster tagging study was completed in Aulds Cove in 2005

- Data from the project is still being collected**
- A total of 500 lobsters were tagged in two
days**
 - As an incentive for returned tags the
Association and DFO Science Department
have purchased two GPS maps and a
electronic MapSource Metro Guide for a
draw in early December**

Lobster traps catchability

A study was completed for comparison on the different trap sizes and designs

The broad objective of this study is to increase our knowledge on fishing effort needed to support decision-making on conservation issues for lobster stocks.

Wood square trap	(36L x 24W x 15H) 1 parlor	1 kitchen	6.00 sq. ft.
Wood square trap	(42L x 30W x 14H) 1 parlor	1 kitchen	8.75 sq. ft.
Wire square trap	(43L x 21W x 14H) 1 parlor	1 kitchen	6.27 sq. ft.
Wire square trap	(48L x 24W x 14H) 1 parlor	1 kitchen	8.00 sq. ft.
Wire square trap	(48L x 24W x 14H) 2 parlors	1 kitchen	8.00 sq. ft.

All entrances were 5.5 inches in diameter and the escape mechanism $1 \frac{5}{8}$ inches in height.

Other projects include

- Purchasing jumbo lobsters from the harvester at market price and returning them to the water
- In Havre Boucher, female lobster were purchased and returned to the water
 - a ratio of 4:1 females vs males were purchased

**What have we done with all this
knowledge?**

We have tried to put together a long term lobster management plan!

**But have been met with
resistance from our local
office of the DFO!**

**So we have consulted endlessly with
harvesters**

**Have approached the Provincial
and Federal Ministers**

**We engaged in numerous meetings
between organizations and DFO**

Attended Port Zone Meeting

So where are we!

FRUSTRATED!

Our Recommendations

- 1) Allow harvesters to lead in demonstrating a practical management plan can be implemented.**
- 2) Allow for an adequate timeframe to analyze conservation measures implemented**
- 3) Address the issue of the seals in a proactive approach**
- 4) Allow organization to gain the capacity to grow with new ideas.**

Our Recommendations

- 5)) Information must be more accessible to all users**
- 6) Management must use common sense approach**
- 7) Enforcement tightened in many areas**